

EMITLIGHT®

High Performance IR / WL Illuminators



*Empower
your vision*



Made in EU



Lithuanian Product
of the Year



Green

Emitlight

Empower your vision

Emitlight high performance Infrared and White Light illuminators, guarantee class leading performance, - long lifespan and- zero maintenance.

One of the most prominent technological advantages of Emitlight lies in efficiency of its illumination. Due to the company's "know-how"- Emitlight IR illuminators generate the highest flow of the light possible, relative to the consumed energy when compared to equivalent products.

Illuminators distinguish themselves for their design, an especially durable moisture-proof aluminum body, low power consumption and even light distribution.

All Emitlight products are tested at each production stage to make sure they are reliable and will provide class leading performance.

Furthermore, Emitlight Illuminators are very easily integrated which helps to minimize time consumption during the installation process.

Bright solutions for darkness

 Parking Lots

 Stores

 Hotels


 Roads

 Border Control

 Hospitals

 Offices

 Gas Stations

 Warehouses

 Oil Platforms

 Factories

Intelligent IR

with controlling options

Functions:

- Requirement-based boost intensity;
- Controlled light output (Dimming/ Boost/ Regular);
- Selectable ambient light level and delay;
- Selectable PoE class;
- Smart control through different input/ output channels;

Advantages:

- A wide range of integration options;
- Can be controlled through cameras and other devices in the network (camera can turn on/ off and boost illuminator if it is needed);
- Master slave functionality, can manage devices as groups or units;
- A possibility to optimize the Illuminator's power consumption with the help of dimming light or boost control;
- A Combination of IR&WL Illuminators might be integrated and adapted to a smart home system, depending on the function needed;
- Control and management of other illuminators in the network;
- A more effective cooling system (the illuminator automatically selects light intensity in accordance with external temperature in order to avoid overheat, even on a boost mode).

Input voltage:


DC
PoE
PoE+

Weatherproof:

Operating temperature: +60... -40
Protection class: IP 67

Interfaces:

Signal Input/ Output
IP notify (IP messages)



IR series

Invisible for a visible reason

- Emitlight IR illuminator can be applied to any CCTV camera and adapted to the camera's viewing angle;
- Improves the quality of images recorded by the cameras at night or under poor weather conditions;
- Enhances the light rays invisible to the human eye but detectable by cameras;
- Automatically turns on and off because of a built-in light sensor (e.g., turns on at night or under bad weather conditions and turns off at daytime);
- Illumination distances of up to 650 meters;
- The lowest possible power consumption;
- Standard PoE/ PoE+ version is available.

940nm wavelength series is available

This series does not emit any glow and it is totally invisible, that's why it can be used for very sensitive areas, such as: roads, ports, airports, military bases and etc. (where any red dots might be critical).



White light / Hybrid series

Illuminate the darkness

Emitlight White Light

- Similar to street lighting, adds visible light to video surveillance systems;
- True color images at any time of the day;
- Acts as a natural deterrent to burglars;
- Emitlight WL illuminators are simpler and much smaller compared with street lights;
- Can easily be installed adjacent to security cameras;
- It is a low-cost way to add visible lighting;
- Different ranges of angles available, in order to cover different distances;
- Prevents insects from falling into the camera's field of view and casting shadows, which can trigger false alarms.

Emitlight Hybrid

- A great solution if an area is under both CCTV surveillance and security patrol;
- Reduced amount of equipment needed;
- Short installation time;
- Lowers costs;
- Perfect for both analog and IP Day/Night video security cameras.



Infrared/ White Light RING 360°

with controlling options

- Is used for covert illumination rooms or offices where:
 1. IR visible illumination is not desired;
 2. WL is used where it is not necessary to have an intensive light, but there must be an emergency light.
- Can be controlled through camera (a camera can turn On/Off the Ring when needed, depending on a level of light in a picture).
- Possibility to detect the last event which is indicated by GREEN and RED dots.
- Blinking (in order to attract attention and have face picture).
- Option for different scenarios:
 1. Blinking (white light, red, green can blink according to scenario);
 2. Turn On/Off depending on a requirement;
 3. Illumination with the visible or invisible light.
- Main areas of application: Parking lots; Hotel; Private houses; Hospitals/ Care Homes; Prisons; Offices; Stores; Gas stations; Pools; Warehouses and etc.

Input voltage type:

USB

Protection Class:

IP 20

Covered area:

~35 sq. meters *

*when mounted at 3m



Compact Traffic Sensor

A universal intelligent electromagnetic sensor that can handle a variety of traffic-locking systems. The sensor is suitable for installation on various roads and under different road surfaces. It can activate other devices such as cameras, electronic road signs, etc.

Function:

- Vehicle speed measurement
- Average flow speed measurement
- Vehicle length measurement
- Overspeed counter
- Vehicle counter
- Traffic flow measurement

Advantages:

- Multifunctionality
- Easy installation
- Minor road surface intervention
- Durable aluminium body
- Non-contact vehicle detection
- Integration to different traffic systems
- Easy-to-use software

Technical specification:

- Relative error of speed (0-90 km/h): < 2.5 %
- Relative error of speed (91-110 km/h): < 3 %
- Relative error of speed (110-140 km/h): < 4 %
- Operating temperature: -35 +80 °C
- Protection class: IP 68
- Voltage: 5 V
- Current: 150 mA
- Energy consumption: 0,75 W
- Thermal compensation
- Arbitrary magnetic field compensation
- Interface: USB
- Dimensions: 400 x 25 x 25 mm
- Standart sensor cabel length: 3m



EMITLIGHT®

Compact Traffic Sensor



Rolandas Gudelis
CEO of Altas IT, LTD



Emitlight Infrared illuminators have started to be produced when we were looking for a solution that could meet the needs of the company. In a few years, after establishing the customers' needs, environmentally-friendly infrared illuminators were started to be produced. Due to the manufacturing experience since 2002 and our know-how, the products were exceptional. Emitlight became a trusted brand among the biggest manufacturers in Europe and the products are produced under OEM conditions. Emitlight has developed significantly over the recent years, with new products released and more coming soon, which the team successfully showcases during various Exhibitions such as: Security Essen 2016, Security Essen 2018, IFSEC International 2019.



Meet us at:

- Gulf Traffic 2019**
at Dubai World Trade Center, 09-11 December 2019
- ISC West 2020**
at Las Vegas ISC West, 18-20 March 2020
- Security Essen 2020**
at Messe Essen, 22-25 September 2020
- Intertraffic 2020**
at RAI Amsterdam, 21-24 April 2020
- Intersec 2021**
at Dubai World Trade Centre, January 2021

Distances according to angles


			15°	30°	45°	60°	90°	120°	135°	180°	240°	270°	300°	360°
SINGLE		EMT S 19W	200m	125m	85m	55m	35m	25m	-	-	-	-	-	-
		EMT M 38W	230m	170m	115m	75m	50m	30m	-	-	-	-	-	-
		EMT L 57W	240 m	200 m	125 m	85 m	55 m	35 m	-	-	-	-	-	-
		EMT S POE 12W	118m	80m	50m	30m	25m	15m	-	-	-	-	-	-
		EMT S POE+ 19W	195m	110m	75m	45m	30m	20m	-	-	-	-	-	-
DOUBLE		EMT DS (narrow) 38W	230m	170m	115m	75m	50m	30m	-	-	-	-	-	-
		EMT DS (wide) 38W	-	200m	-	125m	85m	55m	-	35m	25m	-	-	-
		EMT DM (narrow) 76W	255m	215m	145m	105m	70m	45m	-	-	-	-	-	-
		EMT DM (wide) 76W	-	230m	-	170m	115m	75m	-	50m	30m	-	-	-
		EMT DL (narrow) 114W	300 m	280 m	180 m	130 m	85 m	55 m	-	-	-	-	-	-
TRIPLE		EMTDL (wide) 114W	-	240 m	-	200 m	125 m	85 m	-	55 m	35 m	-	-	-
		EMT TM (narrow) 114W	300m	280m	180m	130m	80m	55m	-	-	-	-	-	-
		EMT TM (wide) 114W	-	-	230m	-	170m	-	115m	75m	-	50m	30m	-
		EMT TL (narrow) 171 W	360 m	340 m	220 m	160 m	105 m	70m	-	-	-	-	-	-
		EMT TL (wide) 171 W	-	-	240 m	-	200 m	-	125 m	85 m	-	55 m	35 m	-
360°		IR Ring 3,5 W	-	-	-	-	-	-	-	-	-	-	-	7m

■ Distances might vary according to camera's sensor and other conditions.

Certificates



Invisible for a visible reason



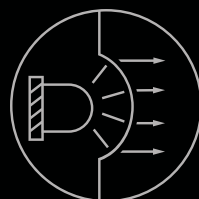
Emitlight illuminators use the highest "Osram" LEDs, which generate the **highest flow of light** relative to the consumed energy.



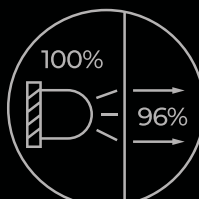
Emitlight IR illuminators feature a unibody design which is a combination of an **effective cooling system** and an **especially modern styling**. It ensures stability and tightness. The specially created ground-breaking body guarantees long lifespan of the unit.



Emitlight illuminators have all of the **necessary key functions** and are not excessively complicated. Therefore, they distinguish themselves for- simple use and adjustment.



Emitlight illuminators have **special lenses** pointing the light rays to the required direction. After selecting the preferred illumination, there is a possibility to increase its intensity in a certain place.



A front glass element of the Emitlight illuminators is made of a high-quality material, which **transmits up to 96% of light**.



The "3M VHB™" technology used in the Emitlight illuminators ensures **the tightness of the unit**. It does not allow the moisture to get inside of the body from the outside. The Emitlight illuminators conform to the IP67 standards. Furthermore, a special Goretex™ membrane protects the unit from pressure differences inside of it, stops it from deforming and ensures the long-term tightness of the body.



+370 5 219 52 64



sales@emitlight.com



6 Perkūnkiemio st., LT-12130 Vilnius, Lithuania

www.emitlight.com